


VISUAL PERCEPTION




Vizzies Activity Sheets



1

Adult draws incomplete shapes, numbers or letters on whiteboard, chalkboard or in sand. Child has to guess what the letter is and complete it.



2

Adult to print or hand draw large A4 sized shapes, numbers or letters. Cut into 2, 3 or 4 pieces. Child reassembles the jigsaw to find out what the shape, number or letter is.

3

Adult to select pictures with a lot of detail and ask the child to find specific details e.g. Where's Wally books or collages of magazine pictures and find all the people with red hair etc.

4

Adult to produce sheets of assorted letters/numbers and ask the child to circle the symbols requested
e.g. Find all the a's: a b e a q b a c

e.g. Find the word cat

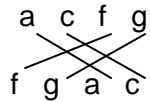
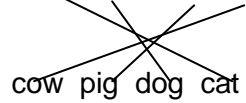
e f c b t s q
c b d s v p d
s t a w h k m
c p c a t s d
a g l k h j e

Begin with one hidden word and then increase to more

5

Write two rows of letters or words and get the child to draw a line to match the letters or words.

i.e. cat dog pig cow



6

Use building blocks to follow spatial directions i.e. place the blue block behind /in front / next to / under red block.



7

Copy designs using building blocks.

Train



Steps



Gate



Pyramid



VIZZIES ACTIVITY SHEET VISUAL PERCEPTION

These activities have been put together to help improve the child's ability to interpret information that they are seeing. Visual perception is important for handwriting – letter formation and spacing, as well as reading and maths. These activities can be done in any order and should ideally be practiced about 3 times a week for 10 – 15 minutes.

Equipment needed:

- Chalkboard/whiteboard
- Paper
- Pens, pencils, coloured pencils &/or felt tip pens
- Square building blocks